



Republic of the Philippines
Department of Education
National Capital Region
DIVISION OF CITY SCHOOLS – MANILA
Manila Education Center Arroceros Forest Park
Antonio J. Villegas St. Ermita, Manila



SCIENCE 1

Care and Concern for Animals

Quarter 1: SLeM Week 7

Learning Competency:
Show care and concern for animals at home or in
school.

SDO MANILA PROPERTY
NOT FOR SALE

HOW TO USE THIS MODULE

Before you start answering the module, I want you to set aside other **tasks** that will disturb you while enjoying the lessons. Read the simple instructions below to successfully enjoy the objectives of this kit. *Have fun!*

1. Follow carefully all the contents and instructions indicated in every page of this module.
2. *Write on your notebook or any writing pad the concepts about the lessons. **Writing enhances learning**, that is important to develop and keep in mind.*
3. Perform all the provided activities in the module.
4. Let your facilitator/guardian assess your answers.
5. Analyze conceptually the posttest and apply what you have learned.
6. Enjoy studying!

PARTS OF THE MODULE

- **Expectations** - These are what you will be able to know after completing the lessons in the module.
- **Pre-test** - This will measure your prior knowledge and the concepts to be mastered throughout the lesson.
- **Looking Back** - This section will measure what learnings and skills that you understand from the previous lesson.
- **Brief Introduction** - This section will give you an overview of the lesson.
- **Activities** - These are activities designed to develop critical thinking and other competencies. This can be done with or without a partner depending on the [nature of the activity](#).
- **Remember** - This section summarizes the concepts and applications of the lessons.
- **Checking your Understanding** - It will verify how you learned from the lesson.
- **Post-test** - This will measure how much you have learned from the entire module

EXPECTATION

Specifically, this module will help you to

1. Describe the ways of caring and showing concern for animals.
2. Explain why animals should be cared for.
3. Show love and concern for animals.



PRE-TEST



Direction: Write the word **YES** if it shows concern and love for animals and **NO** if does not.

- _____ 1. Keep a clean food container for pets.
- _____ 2. Catch the fishes in an aquarium.
- _____ 3. Chase away stray kittens.
- _____ 4. Walk with your pet dog for his exercise.
- _____ 5. Help out in cleaning animal house.


Looking back to your lesson

Direction: Write the correct caption for each picture.
Choose the correct answer from the box.

- | | |
|---|--|
| A. Animals need rest. | B. Animals need food. |
| C. Animals need care. | D. Animals need place to stay in. |
| E. Animals need air and warm sunlight. | |



1. _____



2. _____



3. _____



4. _____



5. _____

BRIEF INTRODUCTION

Animals help us in many ways. Some give us food to Eat. Other animals give us raw materials for our clothing needs. Some animals serve as our transportation. Other animals help farmers in the field. They help farmers till the soil so farmers can plant vegetables and other crops.

Animals get tired too. They need love and care in order to live. They become happy when somebody love and care for them.

Lesson 1

Ways of caring and showing concern for animals



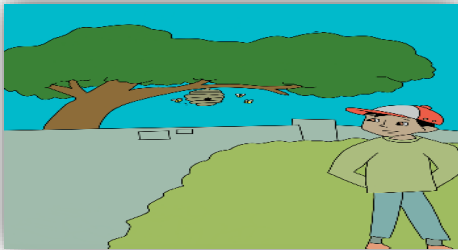
Let us see how do we take good care of our animals.



Always keep your pets clean. Bathe them regularly or if needed.



Feed your pet with the right food. Always give water to drink.



Do not disturb animals in their shelter especially if they are resting.



Give your pet a comfortable place to live in.



Give them regular exercise and let them breathe fresh air.



Take your sick pet to a veterinarian, a doctor of animals.



Activity 1



- I. **Objective:** Identify the proper ways of showing love, care and concern for the animals
- II. **Title:** I Love My Pet
- III. **Problem:** How do we take good care of the animals?
- IV. **What to use:** pencil, notebook
- V. **What to do:** (Ask parents or an elder to assist you)
Number your notebook from 1-6.
Write ✓ if the picture shows care and concern for animals and X if not.

___ 1.



___ 2.



___ 3.



___ 4.



___ 5.



___ 6.



VI. Critical thinking Questions

1. How do you take care of animals?

1.	2.
3.	4.
5.	

2. If you will be given a dog as a pet, how can you make your dog happy?

Lesson 2

Animals Should be Cared for



How will you take care of the animals?


1. As pet

Pets like dog, cat, bird and fishes bring happiness to children like you. Play with them with care. Give them the right food to eat.




2. As food

Animals provide food for us. The pig, cow, carabao and chicken gives meat. Chicken gives egg too. To make them healthy, give them food, water and a clean place to live in.



3. As Dairy products

Milk, cheese and butter are called dairy products. Dairy products come from animals like goat, cow, and carabao. To make them more productive, give them food, water and a clean place too.



4. As Clothing Materials


Animals give us clothing materials. Animals fur, skin and feathers are made into clothes, jacket, shoes, bags, wallets, and belts. Animals like sheep, silk worm, alligator and snakes are carefully taken care of.



5. As helpers

Animals are very useful. Horses, can pull calesa while cow and carabaos can pull carts.

These animals help the farmers in the field. Give them food and water. Let these animals have their rest after a long day of work.





Activity 2



I. Objective: Tell the importance of animals to man.

II. Title: "To Where Do I Belong "

III. Problem: Why do we need to take care of animals?

IV. What to use: pencil and notebook

V. What to do: (Ask parent or an elder to assist you)

Animals help us in many ways.

Make two columns and group the animals according to their usefulness.

Animals that give many things

Animals that help us in our work

horse	carabao	pig	hen	cow
fish	dog	goat	mouse	

VI. Critical Thinking Question

Why should we take care of animals?



REMEMBER

- Animals are important to us.
- They give us our needs such as food, raw materials and accessories.
- They help us in our work.
- We should show care and concern to animals like:
 - Give enough food and water to your pets.
 - Bathe the animals to make them clean.
 - Provide clean homes for your pets.
 - Pets need exercise to keep them become healthy and strong.
 - Bring your pets to the veterinarian when they are sick or injured.



CHECKING YOUR UNDERSTANDING

Direction: Draw a happy face (😊) if the statement show care for your pet and a sad face (😞) if not.

A. You have a pet dog. How do you take care of it?

- _____ 1. Bathe your dog when needed.
- _____ 2. Let them stroll anywhere.
- _____ 3. Hurt your dog without any reason.
- _____ 4. Give them clean water and food.
- _____ 5. Build a house for him.

B. You saw your brother teasing your neighbor's dog.
How will you stop him from teasing the dog?



POST TEST



Direction: Choose and write the letter of the correct answer.

1. Which action shows care for animals?
 - A. bathe them
 - B. spank them
 - C. kick them
2. Why animals are important to us?
 - A. They bite us.
 - B. They give us food and clothing materials.
 - C. They are good pets only.
3. Which animal give us meat?
 - A. cat, dog, mouse
 - B. flies, bees, mosquitoes
 - C. pig, cow chicken
4. What should you do if your pet dog is hurt?
 - A. See the veterinarian.
 - B. Just ignore it.
 - C. Let him stay in the dog house.
5. Which is good to follow?
 - A. Stay away from animals who have young ones.
 - B. Tease your dog.
 - C. Pull the tail of your cat.

REFLECTIVE LEARNING SHEET

Name: _____

Care and Concern to Animals Reflective Learning Sheet

Directions: Write a reflective learning ON how to show care and concern to animals by answering the questions inside the box. You can express your answers in a more critical and creative presentation. You can do it! Wishing you SUCCESS!

I want to explain how ...

To begin with....

Finally,






ANSWER SHEETS

Name: _____ Section: _____

<p>PRE-TEST:</p> <ol style="list-style-type: none"> 1. 2. 3. 4. 5. <p>Looking Back:</p> <ol style="list-style-type: none"> 1. 2. 3. 4. 5. <p>Activity 1:</p> <ol style="list-style-type: none"> 1. 2. 3. 4. 5. 6. <p>Critical Thinking:</p> <p>1. In any order:</p> <ul style="list-style-type: none"> • _____ • _____ • _____ • _____ • _____ • _____ 	<p>2. _____</p> <p>_____</p> <p>_____</p> <p>Activity 2:</p> <p>Animals that give many things</p> <ol style="list-style-type: none"> 1. 2. 3. 4. 5. <p>Animals that help us in our work</p> <ol style="list-style-type: none"> 1. 2. 3. <p>Critical Thinking</p> <p>1. Animals give us:</p> <ul style="list-style-type: none"> • • • 	<p>2. We should take care of the animals</p> <p>_____</p> <p>_____</p> <p>_____</p> <p>Checking your Understanding:</p> <p>A.</p> <ol style="list-style-type: none"> 1. 2. 3. 4. 5. <p>B. I will tell my Brother to _____</p> <p>_____</p> <p>_____</p> <p>_____</p> <p>Post Test:</p> <ol style="list-style-type: none"> 1. 2. 3. 4. 5.
--	---	--

ANSWER KEY

Name: _____ 3. _____ Section: _____

<p>2. We should take care of the animals because they give us food, clothing, happiness and transportation.</p> <p>Checking your Understanding:</p> <p>A. 1.  2.  3.  4.  5. </p> <p>B. I will tell my brother not to tease the dog because they will get mad at him and he might be bitten if he will not stop.</p> <p>Post Test:</p> <p>1. A 2. B 3. C 4. A 5. A</p>	<p>• Give them water</p> <p>• Play with them</p> <p>• Give them proper exercise</p> <p>2. To make my pet happy, I will give the needs of my pet.</p> <p>Activity 2:</p> <p>Animals that give many things</p> <p>1. dog 2. Goat 3. hen 4. pig 5. Fish</p> <p>Animals that help us in our work</p> <p>1. Horse 2. Cow 3. Carabao</p> <p>Critical Thinking</p> <p>1. Animals give us:</p> <p>• Food • Clothing • Transportation</p>	<p>PRE-TEST:</p> <p>1. Yes 2. No 3. No 4. Yes 5. Yes</p> <p>Looking Back:</p> <p>1. E 2. A 3. D 4. B 5. C</p> <p>Activity 1:</p> <p>1. ✓ 2. ✓ 3. X 4. ✓ 5. ✓ 6. X</p> <p>Critical Thinking:</p> <p>1. In any order:</p> <p>• Bathe them • Feed them • Bring to the veterinarian if they are sick • Give space to rest • Avoid hurting them</p>
---	--	--

References:

- Carodan, C. P., Dinglasan, E., Duldulao, F., & Magnayi, M. C. (1998). *Lesson Plan in Science*. Quezon City: Dane Publishing House, Inc.
- Coronel, C. C. (1997). *science and health textbook in grade one*. Manila, Quezon: SD Publication.
- Uy, M. L. (2013). *SCIENCE WONDERS I*. Espana, Manila: St. Augustine Publication Inc.
- Abracia, Norma M., Joaban, Gloria B., Dancel, Cheryl Ann M. (2013) *Science In Wonders 2*, Quezon City, Vibal Publishing House Inc.

Art Resources

https://www.google.com/url?sa=i&url=https%3A%2F%2Fwww.freepik.com%2Fpremium-vector%2Fman-overalls-washes-horse-garden-vector_5437977.htm&psig=AOvVaw0uY7J4PuR-pHWVs5_GgGP-&ust=1598463315408000&source=images&cd=vfe&ved=0CA0QjhqxqFwoTCLD6nl3ytusCFQAAAAAdAAAAABAHhttps://www.google.com/url?sa=i&url=https%3A%2F%2Fwww.freepik.com%2Fpremium-vector%2Fgirl-feeding-her-pet-cat_2962114.htm&psig=AOvVaw1qbhXrrVL-c1Uy8koE9UXV&ust=1598463799276000&source=images&cd=vfe&ved=2ahUKEwiWrefo87brAhVHEKYKHSoXChhttps://www.google.com/url?sa=i&url=https%3A%2F%2Fwww.shutterstock.com%2Fimage-vector%2Fcruelty-animals-71080327&psig=AOvVaw2e1Ec8HbFIdexQD1IEY4Dw&ust=1598464427663000&source=images&cd=vfe&ved=2https://www.google.com/url?sa=i&url=https%3A%2F%2Fwww.vecteezy.com%2Ffree-vector%2Fstick-dog&psig=AOvVaw0qvBlvB_WyZ3Y0qd4-57AP&ust=1598464939750000&source=images&cd=vfe&ved=0CA0QjhqxqFwoTCNCgor74tusCFQAAAAAdAAAAABADahUKEhttps://www.google.com/url?sa=i&url=http%3A%2F%2Fclipart-library.com%2Fcaring-animals-cliparts.html&psig=AOvVaw0U8c7yAbjyAbkkckUIFmBg&ust=1598465518693000&source=images&cd=vfe&ved=0CA0QjhqxqFwoTCODn6a_6tusCFQAAAAAdAAAAABADwjEirmU9rbrAhVDVJQKHZB8DegQr4kDegUIARDLAQrsQr4kDegUIARDAAQ

Management and Development Team

Schools Division Superintendent: Maria Magdalena M. Lim, CESO V

Chief Education Supervisor: Aida H. Rondilla

CID Education Program Supervisor:

CID LR Supervisor:

CID-LRMS Librarian II: Lady Hannah C Gillo

CID-LRMS PDO II: Albert James P. Macaraeg

Editor/s: REBECCA M. ROXAS, EPS

Writer/s: LUZ VANESSA S. ALLOSO

CHARLYN C. DOLLOLASA

ELIZA A. LOPEZ