



Republic of the Philippines
Department of Education
National Capital Region
DIVISION OF CITY SCHOOLS – MANILA
Manila Education Center Arroceros Forest Park
Antonio J. Villegas St. Ermita, Manila



SCIENCE 1

Importance of plants to man and animals

Quarter 2: SLEM Week 7

Learning Competency:
Demonstrate understanding of the needs of plants
and how people can help these needs.

GOVERNMENT PROPERTY
NOT FOR SALE

HOW TO USE THIS MODULE

Before you start answering the module, I want you to set aside other **tasks** that will disturb you while enjoying the lessons. Read the simple instructions below to successfully enjoy the objectives of this kit. *Have fun!*

1. Follow carefully all the contents and instructions indicated in every page of this module.
2. *Write on your notebook or any writing pad the concepts about the lessons. **Writing enhances learning**, that is important to develop and keep in mind.*
3. Perform all the provided activities in the module.
4. Let your facilitator/guardian assess your answers.
5. Analyze conceptually the posttest and apply what you have learned.
6. Enjoy studying!

PARTS OF THE MODULE

- **Expectations** - These are what you will be able to know after completing the lessons in the module.
- **Pre-test** - This will measure your prior knowledge and the concepts to be mastered throughout the lesson.
- **Looking Back** - This section will measure what learnings and skills that you understand from the previous lesson.
- **Brief Introduction**- This section will give you an overview of the lesson.
- **Activities** - These are activities designed to develop critical thinking and other competencies. This can be done with or without a partner depending on the nature of the activity.
- **Remember** - This section summarizes the concepts and applications of the lessons.
- **Checking your Understanding** - It will verify how you learned from the lesson.
- **Post-test** - This will measure how much you have learned from the entire module

EXPECTATION

Specifically, this module will help you to

1. explains why plants should be cared for.
2. Identify the uses of plants.
3. Tell the importance of plants to man and animals.

PRE-TEST

Directions: Draw a heart shape  if the plants are useful to man and animals and a triangle  if not.

- _____ 1. Plants give us food.
- _____ 2. Plants kill animals.
- _____ 3. Plants give us medicine.
- _____ 4. They help save soil.
- _____ 5. They give us clothing materials.
- _____ 6. They cause flood.

Looking back to your lesson

Directions: Check the different things that you do to make your plants grow.

- _____ 1. water the plants daily.
- _____ 2. put good soil
- _____ 3. put fertilizer
- _____ 4. remove all the leaves
- _____ 5. remove harmful insects

BRIEF INTRODUCTION

Plants make the world a cooler and more beautiful place to live in. They give us many things.

Lesson 1

Importance of plants

Plants are useful to man. It has many uses. Human and animals cannot live without plants.

Plants Serve as Food.



<https://www.freepik.com/free-photos-vectors/vegetables>

Fruits, vegetables, grains, beverages and other foods come from plants. You get nutrients from these foods.

Plants Provide Oxygen.



<https://www.google.com/search?q=family+picnic+pictures>

Plants provide oxygen. Human and animals' breath in oxygen and give off carbon dioxide. Carbon dioxide is

taken in by plants.

Plants Serve as Shelter to Animals and other Plants.



<https://www.vecteezy.com/vector-art/369314-wild-animals-live-in-the-forest>

Some animals such as monkeys and birds love to Be on branches of trees. Birds build their nests in trees. Monkeys swing from one tree to another.

Some plants, such as orchids and vines, also live in trees.

Plants Supply the Materials we Need.



<https://www.google.com/search?q=wood+furniture+image+clip+art&tb>

Lumber or wood comes from plants. Wood is used to build houses and make furnitures.

Plants Provide Shade.



<https://www.google.com/search?q=flower+garden>

Plants provide shade. They make the surroundings cool and beautiful. Plants are very refreshing to see especially those with flowers. They make a place attractive and pleasant.

Plants are sources of clothing materials.



<https://www.google.com/search?q=image+of+a+pineapple+plant+>

The flowers of the cotton plant can be made into dresses, coats, handkerchiefs, napkins, curtains and many more.

The leaves of the pineapple plant have fibers. These fibers can be made into Jusi. Gowns, barong tagalog and kimono can be made from Jusi.

Plants are Used as Decorations.



freepik <https://www.bigstockphoto.com/image-274126153>

Plant holders, vases, wall hangings and baskets are made from plants. Plants make the place beautiful.

Plants are Good Source of Medicine.



Oregano plant

For cough and flu and
Wound healing



Aloe vera /sabila

Stop bleeding and bald
headness



Mayana

The leaves helps stop
bleeding of wounds



Guava

The leaves is for cleaning wounds and can stop



Lemon grass

Cleans the liver and pancreas



Sambong

Relieves stomach ailments

ACTIVITY 1

I. Objective: Tell the importance of plants to man.

II. Title: “ Do what it says “


III. Problem: Why plants are useful to man and animals?

IV. What to use: pencil, colors, worksheets

V. What to do: (Ask parents or an elder to assist you)

Draw and color the things that we get from plants.


1. Draw two of your favorite fruits that come from plants.
Color them.




2. Draw two pieces of furniture that come from lumber or wood. Color it.



3. Draw your favorite vegetable. Color it.




4. Draw two plants that can be used as medicine. Color it.



VI. Critical Thinking Questions

1. What does plant give us?



- 2 Why plants are useful to us?



REMEMBER

Plants have many uses. They provide food, oxygen, and building and clothing materials. They make surroundings clean, beautiful, and cool.

They use as medicine.

They help prevent flood.

CHECKING YOUR UNDERSTANDING

Directions: Write **TRUE** if the sentence is correct and **FALSE** if it is wrong.

- _____ 1. Some medicine comes from plant.
- _____ 2. Some plants are used as food.
- _____ 3. Plants make our surroundings dirty.
- _____ 4. Flowering plants make our place beautiful.
- _____ 5. We should cut young trees.

POST TEST

Directions: Choose your answer from the box.

fibers shade fruits and vegetables
medicine lumber plants

1. Plants have _____ that are used for clothes, thread, paper, carpet and ropes.
2. Some _____ come from plants to cure sickness.
3. _____ and _____ come from plants.
4. _____ from trees are made into furniture.
5. Big leafy trees give us _____.



REFLECTIVE LEARNING SHEET

Name: _____

IMPORTANCE OF PLANTS TO HUMAN AND ANIMALS **Reflective Learning Sheet**

Directions: Write a reflective learning ON how to tell the importance of plants to human and animals by answering the questions inside the box. You can express your answers in a more critical and creative presentation. You can do it! Wishing you SUCCESS!

I want to explain how ...

To begin with....

Finally,

ANSWER SHEETS

Lesson 1

Pre-Test

1. _____
2. _____
3. _____
4. _____
5. _____

Looking back to your lesson

1. _____
2. _____
3. _____
4. _____
5. _____

Activity 1

Critical Thinking

Checking Your Understanding

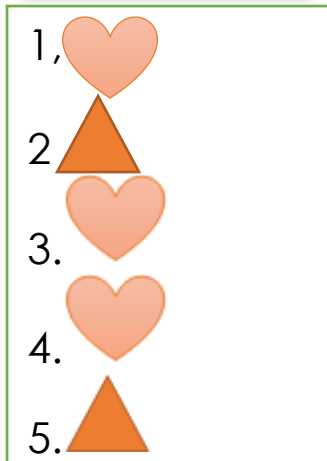
1. _____
2. _____
3. _____
4. _____
5. _____

Post-Test

1. _____
2. _____
3. _____
4. _____
5. _____

ANSWER KEY









Pre-Test



Looking back to your lesson

1./
2./
3./
4.
5./

Activity 1

2 fruits ex.	 
2 furnitures	 
2 vegetables	 
2 medicinal plants	 

Critical Thinking

Food

medicine

shade

Clothing materials

Plants are useful to us because they give us food to live, air to breath, and clothing materials to use.

Checking Your Understanding

- 1.TRUE
- 2.TRUE
- 3.FALSE
- 4.TRUE
- 5.FALSE

Post-Test

- 1.fibers
- 2.medicine
- 3.fruits and vegetables
- 4.lumber
- 5.shade

REFERENCES

Deauna, M.C. et al (2003), Adventures in Science Textbook for Grade 3, Quezon City, SIBS Publishing House, Inc.

Dinglasan, E. et al (1998) Science and Health for Grade One Teachers Sample Lesson Plan, Quezon City, DANE PUBLISHING HOUSE, INC.

Art References

<https://www.google.com/url?sa=i&url=https%3A%2F%2Fwww.freepik.com%2Ffree-photos-vectors%2Fvegetables&psig=AOvVaw2et74A3AUdoCDrhjYk1AUk&ust=1613966268445000&source=images&cd=vfe&ved=0CAMQjB1qFwoTCKj31>

<https://www.google.com/url?sa=i&url=https%3A%2F%2Fdepositphotos.com%2Fvector-images%2Fclipart-forest-animals.html&psig=AOvVaw1cepF-Hcndj9TAulkBPmCs&ust=1613999153590000&source=images&cd=vfe&ved=0CAMQjB1qFwoTCOikxcOF--4CFQAAAAAdAAAAABAD>

<https://www.google.com/url?sa=i&url=https%3A%2F%2Fwww.fotosearch.com%2FCSP810%2Fk66258689%2F&psig=AOvVaw2GJeDruhUbHW94VP32BU4u&ust=1614172518247000&source=images&cd=vfe&ved=0CAMQjB1qFwoTCOjH36-LgO8CFQAAAAAdAAAAABAP>

<https://www.google.com/url?sa=i&url=https%3A%2F%2Fwww.vecteezy.com%2Fvector-art%2F369314-wild-animals-live-in-the-forest&psig=AOvVaw2g5uNmiYcmgyz6YQFnLoLf&ust=1613975035960000&source=images&cd=vfe&ved=0CAMQjhttps://www.google.com/url?sa=i&url=https%3A%2F%2Fwww.vecteezy.com%2Fvector-art%2F294873-different-designs-of-chairs-made-of-wood&psig=AOvVawB1qFwoTCMi8gNqr->

<https://www.google.com/url?sa=i&url=https%3A%2F%2Fwww.vecteezy.com%2Fvector-art%2F294873-different-designs-of-chairs-made-of-wood&psig=AOvVaw1RM2jTNFuAn3MbD6kSUJCF&ust=1613999785082000&source=images&cd=vfe&ved=0CAMQjB1qFwoTCMDgh6OMgO8CFQAAAAAdAAAAABAD>

<https://www.google.com/url?sa=i&url=https%3A%2F%2Fwww.bhg.com%2Fgardening%2Fyard%2Fgarden-care%2Ften-steps-to-beginning-a-garden%2F&psig=AOvVaw2LthZ9BdOu522WviZezHF0&ust=1614172754318000&source=images&cd=vfe&ved=0CAMQjB1qFwoTCMDgh6OMgO8CFQAAAAAdAAAAABAD>

Management and Development Team

Schools Division Superintendent: Maria Magdalena M. Lim, CESO V

Chief Education Supervisor: Aida H. Rondilla

CID Education Program Supervisor:

CID LR Supervisor:

CID-LRMS Librarian II: Lady Hannah C Gillo

CID-LRMS PDO II: Albert James P. Macaraeg

Editor/s: ELIZA A. LOPEZ & REBECCA M. ROXAS

Writer/s: LUZ VANESSA S. ALLOSO