



Republic of the Philippines  
Department of Education  
National Capital Region  
**DIVISION OF CITY SCHOOLS – MANILA**  
Manila Education Center Arroceros Forest Park  
Antonio J. Villegas St. Ermita, Manila



# SCIENCE 1

## Caring for the Plants



Photo credit: Jo Ann Balaga Zacarias

## Quarter 2: SLeM Week 6

**Learning Competency:**  
**Show care and concern for plants**  
**found at home or in school.**

GOVERNMENT PROPERTY  
NOT FOR SALE

## HOW TO USE THIS MODULE

Before you start answering the module, I want you to set aside other **tasks** that will disturb you while enjoying the lessons. Read the simple instructions below to successfully enjoy the objectives of this kit. *Have fun!*

1. Follow carefully all the contents and instructions indicated in every page of this module.
2. *Write on your notebook or any writing pad the concepts about the lessons. **Writing enhances learning**, that is important to develop and keep in mind.*
3. Perform all the provided activities in the module.
4. Let your facilitator/guardian assess your answers.
5. Analyze conceptually the posttest and apply what you have learned.
6. Enjoy studying!

## PARTS OF THE MODULE

- **Expectations** - These are what you will be able to know after completing the lessons in the module.
- **Pre-test** - This will measure your prior knowledge and the concepts to be mastered throughout the lesson.
- **Looking Back** - This section will measure what learnings and skills that you understand from the previous lesson.
- **Brief Introduction** - This section will give you an overview of the lesson.
- **Activities** - These are activities designed to develop critical thinking and other competencies. This can be done with or without a partner depending on the nature of the activity.
- **Remember** - This section summarizes the concepts and applications of the lessons.
- **Checking your Understanding** - It will verify how you learned from the lesson.
- **Post-test** - This will measure how much you have learned from the entire module

## EXPECTATION

Specifically, this module will help you to

1. Describe ways of caring and showing concern for plants.
2. Appreciate importance of caring for plants.

## PRE-TEST

Direction: Put check  if shows care and concern for plants and cross  if not.

- \_\_\_\_\_ 1. Water the plants every day.
- \_\_\_\_\_ 2. Pick flowers and leaves for fun.
- \_\_\_\_\_ 3. Put fertilizer to the soil to make the plants grow faster.
- \_\_\_\_\_ 4. Pull out weeds that grow with the plants.
- \_\_\_\_\_ 5. Spray insect poison or medicine always.

## Looking back to your lesson

Directions: Draw a star  if the statement is correct and  moon if wrong.

- \_\_\_\_\_ 1. Plants need care to grow well.
- \_\_\_\_\_ 2. Sunlight makes the plant grow.
- \_\_\_\_\_ 3. Plants become healthy if you put in dark places.
- \_\_\_\_\_ 4. Plants need good soil in order to grow well.
- \_\_\_\_\_ 5. Plants are non-living things.

## BRIEF INTRODUCTION

Plants can grow well if you will take care of them. They need water, sunlight, and air. Plants need care too. You can loosen the soil and remove weeds around them so they become healthy.

### Lesson 1

## CARE AND CONCERN FOR PLANTS

Like living things, plants need your care and concern to grow well.



Water the plants every day. Do not over water.



Put plants in places where they can get enough sunlight.



Put plants in places where they can get air.





Pull out weeds around the plant. These weeds compete with your plant to grow healthy.



Never destroy plants. Let them live.



Do not walk on plants. Protect them.



<https://www.google.com/search?q=putting+fertilizer>

Use organic fertilizers. They help plants grow.



<https://www.google.com/search?q=image+clip>

Observe signs in parks and other places like "Do not Pick Flowers"

## ACTIVITY 1

**I. Objective:** Tell the proper ways of caring for plants.

**II. Title:** Caring for the Plants

**III. Problem:** How can you take care of plants?

**IV. What to use:** Pencil, notebook

**v. What to do:** (Ask somebody to give your assistance)

Draw a happy face 😊 if the picture show care and concern for plants and sad face ☹️ if not.

1.




2.




3.



4.



5.



## VI. Critical thinking Questions

1.How will you take care of your plants?

2.Why do plants need your care and concern?

### REMEMBER

- Plants are living things.
- Plants make our surroundings clean and healthy.
- We must give them care and concern so they will grow healthy.

### CHECKING YOUR UNDERSTANDING

DirectionS: Write **G** if the practice is good in caring for the plants and **B** if bad.

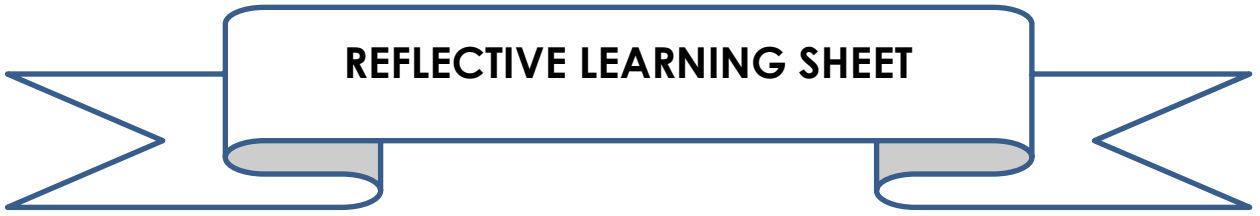
- \_\_\_\_\_ 1. Picking flowers in the park.
- \_\_\_\_\_ 2. Stepping on the grass
- \_\_\_\_\_ 3. Watering the plants everyday.
- \_\_\_\_\_ 4. Loosening the soil of potted plants.
- \_\_\_\_\_ 5. Putting fertilizer on the soil.

## POST TEST

Directions: Read carefully. Encircle the letter of the correct answer.

1. There are many weeds growing with your plants.
  - A. Water the plant.
  - B. Pull out the weeds.
  - C. Cut the plant.
  - D. Build fences around the plant.
2. The soil is not fertile.
  - A. Pull out weeds.
  - B. Put pesticide.
  - C. Put fertilizer to the soil.
  - D. Stay under the sun
3. You see the sign "Do not pick Flowers".
  - A. Obey the signs
  - B. Pull out the weeds
  - C. Cut the flowers
  - D. Play with the plants
4. You see your plant is dying in the house. The plant needs \_\_\_\_\_.
  - A. water
  - B. dark area
  - C. water, sunlight, and air
  - D. cover
5. To take care of plants we need to \_\_\_\_\_.
  - A. Water them once a week.
  - B. Give them enough water and sunlight.
  - C. Place them inside the house.
  - D. Cover them with trash box.





Name: \_\_\_\_\_

**CARE AND CONCERN FOR PLANTS**  
**Reflective Learning Sheet**

**Directions:** Write a reflective learning ON how to show care and concern of plants by answering the questions inside the box. You can express your answers in a more critical and creative presentation. You can do it! Wishing you SUCCESS!

I want to explain how ...

\_\_\_\_\_

To begin with....

\_\_\_\_\_

Finally, ....

\_\_\_\_\_

## ANSWER SHEETS

Name: \_\_\_\_\_ Section: \_\_\_\_\_

### Lesson 1

#### Pre-Test

1. \_\_\_\_\_
2. \_\_\_\_\_
3. \_\_\_\_\_
4. \_\_\_\_\_
5. \_\_\_\_\_

#### Looking back to your lesson

1. \_\_\_\_\_
2. \_\_\_\_\_
3. \_\_\_\_\_
4. \_\_\_\_\_
5. \_\_\_\_\_

#### Activity 1

1. \_\_\_\_\_
2. \_\_\_\_\_
3. \_\_\_\_\_
4. \_\_\_\_\_
5. \_\_\_\_\_

#### Critical Thinking

1. \_\_\_\_\_
2. \_\_\_\_\_

#### Checking Your Understanding

1. \_\_\_\_\_
2. \_\_\_\_\_
3. \_\_\_\_\_
4. \_\_\_\_\_
5. \_\_\_\_\_

#### Post-Test

1. \_\_\_\_\_
2. \_\_\_\_\_
3. \_\_\_\_\_
4. \_\_\_\_\_
5. \_\_\_\_\_

## ANSWER KEY






### Pre-Test

1. 
2. 
3. 
4. 
5. 

### Looking back to your lesson

1. 
2. 
3. 
4. 
5. 

### Activity 1

1. 
2. 
3. 
4. 
5. 

### Critical Thinking

1. water the plants every day.
2. put fertilizer to the plants
3. cultivate the soil around the plants.

We should need to take care of plants because plants give us many things.  
It keeps our surroundings beautiful.

### Checking Your Understanding

- 1.B
- 2.B
- 3.G
- 4.G
- 5.G

### Post-Test

- 1.B
- 2.C
- 3.A
- 4.C
- 5.B

## REFERENCES:

Coronel, C. C. (1997). *Science and Health Textbook for Grade One*. Manila, Quezon: SD Publication

Uy, M. L. (2013). *SCIENCE WONDERS I*. Espana, Manila: St. Augustine Publication Inc

## ART REFERENCES

<https://www.google.com/url?sa=i&url=https%3A%2F%2Fgardenerspath.com%2Fhow-to%2Fcomposting%2Fplant-nutrients%2F&psig=AOvVaw1a1jjRZrYjmoLNUtKXKsJG&ust=1613049225017000&source=images&cd=vfe&ved=0CAMQjB1qFwoTCMDhp-6y3-4CFQAAAAAdAAAAABAR>

<https://www.google.com/url?sa=i&url=https%3A%2F%2Fwww.shutterstock.com%2Fsearch%2Fdo%2Bnot%2Bstep%2Bon%2Bplants&psig=AOvVaw2XCIVvn5EJkxTB63LmzO6U&ust=1613027048367000&source=images&cd=vfe&ved=0CAMQjB1qFwoTCJCFoKXg3u4CFQAAAAAdAAAAABAD>

[https://www.google.com/url?sa=i&url=https%3A%2F%2Fwww.123rf.com%2Fphoto\\_89268610\\_stock-vector-bully-kid-playing-on-green-lawn-and-treading-flowers-cartoon-character-of-naughty-boy-with-bad-](https://www.google.com/url?sa=i&url=https%3A%2F%2Fwww.123rf.com%2Fphoto_89268610_stock-vector-bully-kid-playing-on-green-lawn-and-treading-flowers-cartoon-character-of-naughty-boy-with-bad-)

[https://www.google.com/url?sa=i&url=https%3A%2F%2Fwww.dreamstime.com%2Fillustration%2Ffertilizer.html&psig=AOvVaw0d5tb5ZTqLT3-a8rI7xlu\\_&ust=1613029437257000&source=images&cd=vfe&ved=0CAMQjB1qFwoTCJDwwKvp3u4CFQAAAAAdAAAAABAD](https://www.google.com/url?sa=i&url=https%3A%2F%2Fwww.dreamstime.com%2Fillustration%2Ffertilizer.html&psig=AOvVaw0d5tb5ZTqLT3-a8rI7xlu_&ust=1613029437257000&source=images&cd=vfe&ved=0CAMQjB1qFwoTCJDwwKvp3u4CFQAAAAAdAAAAABAD)

[https://www.google.com/url?sa=i&url=https%3A%2F%2Fwww.pinterest.com.au%2Fpin%2F109141990957162993%2F&psig=AOvVaw0fuM6eU4wHZ4ka89I2VCTD&ust=1613029166310000&source=images&cd=vfe&ved=0CAMQjB1qFwoTCKCml4\\_q3u4CFQAAAAAdAAAAABAS](https://www.google.com/url?sa=i&url=https%3A%2F%2Fwww.pinterest.com.au%2Fpin%2F109141990957162993%2F&psig=AOvVaw0fuM6eU4wHZ4ka89I2VCTD&ust=1613029166310000&source=images&cd=vfe&ved=0CAMQjB1qFwoTCKCml4_q3u4CFQAAAAAdAAAAABAS)

### **Management and Development Team**

**Schools Division Superintendent:** Maria Magdalena M. Lim, CESO V

**Chief Education Supervisor:** Aida H. Rondilla

**CID Education Program Supervisor:**

**CID LR Supervisor:**

**CID-LRMS Librarian II:** Lady Hannah C Gillo

**CID-LRMS PDO II:** Albert James P. Macaraeg

**Editor/s:** ELIZA A. LOPEZ & REBECCA M. ROXAS

**Writer/s:** LUZ VANESSA S. ALLOSO