


English

Quarter 1 – Module 10: Reading and Questioning 2-Syllable Words



GOVERNMENT PROPERTY
NOT FOR SALE

English – Grade 3
Alternative Delivery Mode
Quarter 1 – Module 10: Reading and Questioning 2-Syllable Words
First Edition, 2020

Republic Act 8293, section 176 states that: No copyright shall subsist in any work of the Government of the Philippines. However, prior approval of the government agency or office wherein the work is created shall be necessary for the exploitation of such work for a profit. Such agency or office may, among other things, impose as a condition the payment of royalties.

Borrowed materials (i.e., songs, stories, poems, pictures, photos, brand names, trademarks, etc.) included in this module are owned by their respective copyright holders. Every effort has been exerted to locate and seek permission to use these materials from their respective copyright owners. The publisher and authors do not represent nor claim ownership over them.

Published by the Department of Education
Secretary: Leonor Magtolis Briones
Undersecretary: Diosdado M. San Antonio

Development Team of the Module

Authors: Crishiel Mae E. Lintogonan, Crissel Joy Ann M. Angon

Editors: Rizelle Grace A. Agabon, Mary Jane M. Mahinay, Leslie S. Peñanueva,
Joyces Mae T. Arlalejo, Mark Fil L. Tagsip, Nancy P. Sumagaysay

Reviewers: Lira S. Rubio, Jeneve P. Nieves, Christopher U. Gonzales

Illustrators: Bryan Ephraem E. Miguel, Melchor S. Aba-a

Layout Artist: Mark Fil L. Tagsip

Management Team: Allan G. Farnazo	Reynaldo B. Mellorida
Mary Jeanne B. Aldeguer	Ester Jean U. Pelayo
Analiza C. Almazan	Susan N. Salazar
Ma. Cielo D. Estrada	Merlyn M. Lasaca
Manuel P. Vallejo	Nancy P. Sumagaysay

Printed in the Philippines by _____

Department of Education – Region XI

Office Address: F. Torres St., Davao City

Telefax: (082) 291-1665; (082) 221-6147

E-mail Address: region11@deped.gov.ph * lrms.regionxi@deped.gov.ph

English

Quarter 1 – Module 10: Reading and Questioning 2-Syllable Words

Introductory Message

This Self-Learning Module (SLM) is prepared so that you, our dear learners, can continue your studies and learn while at home. Activities, questions, directions, exercises, and discussions are carefully stated for you to understand each lesson.

Each SLM is composed of different parts. Each part shall guide you step-by-step as you discover and understand the lesson prepared for you.

Pre-tests are provided to measure your prior knowledge on lessons in each SLM. This will tell you if you need to proceed on completing this module or if you need to ask your facilitator or your teacher's assistance for better understanding of the lesson. At the end of each module, you need to answer the post-test to self-check your learning. Answer keys are provided for each activity and test. We trust that you will be honest in using these.

In addition to the material in the main text, Notes to the Teacher are also provided to our facilitators and parents for strategies and reminders on how they can best help you on your home-based learning.

Please use this module with care. Do not put unnecessary marks on any part of this SLM. Use a separate sheet of paper in answering the exercises and tests. And read the instructions carefully before performing each task.

If you have any questions in using this SLM or any difficulty in answering the tasks in this module, do not hesitate to consult your teacher or facilitator.

Thank you.



What I Need to Know

This module was designed and written with you in mind. It is here to help you master reading phrases, sentences, and short stories consisting of 2-syllable words and questioning them. The scope of this module permits it to be used in many different learning situations. The language used recognizes the diverse vocabulary level of students. The lessons are arranged to follow the standard sequence of the course. But the order in which you read them can be changed to correspond with the textbook you are now using.

After going through this module, you are expected to read phrases, sentences, and short stories consisting of 2-syllable words and answer questions about them **(EN2V-Ie-j-4.1)**.


Enjoy your journey. Good luck!



What I Know


Directions: Name the picture. Fill in the blanks with the letters **a**, **e**, **i**, **o**, and **u** to complete it. Then read the words that you made.

1.




b _ s k _ t

4.



c h _ c k _ n

2.



f l _ w _ r

5.



n _ m b _ rs

3.



_ n s _ c t

Lesson

1

Reading and Questioning 2-Syllable Words

The meaning of words can be shown in different ways.

In this module, you will learn to read words and show understanding of the meaning of 2-syllable words consisting of short vowel sounds.



What's In

Directions: Read each sentence. Encircle the 2-syllable words with a short vowel sound.

1. The basket is full of fruits.
2. The police caught the thief.
3. Fried chicken is my favorite.
4. She cooks for our dinner.
5. Jane is playing tennis.



What's New

A. Read the short story and answer the questions that follow.

Birthday Girl

It was Jane's birthday. She had a party at home. Her mom went to the market a day before her birthday. She bought her flowers, chicken meat, hotdogs, and other ingredients for more dishes to prepare. Her dad filled the balloons with air. He played as a clown too and had a party popper for her. There was also a puppet show. Her friends had a party hat and she had a crown. They enjoyed the dinner and it was fun.

Comprehension Questions:


Directions: Answer the following questions.

1. Who was the birthday girl?
2. What were the things being prepared by her mom and dad?
3. Did she enjoy the party?
4. How about you? How do you celebrate your birthday?

B. Read the story below and answer the questions that follow.

Betty and Timmy
by Crissel Joy Ann M. Angon

Betty is a timid piglet while Timmy is a dashing puppy. Despite their differences, the two are best friends. They love to play in muddy water near a farmer's house.



One day, when the two are playing in the mud, a snake slowly crawls towards them ready to attack. Luckily, the farmer passes by. He quickly hits the snake in the head with a stick. Betty and Timmy are thankful to the farmer for saving their lives. They show their gratitude to the farmer by helping him chase his chickens back to their cage before sunset.



Comprehension Questions:

1. Who are the main characters in the story?
 - a. Betty and Timmy
 - b. owner and farmer
 - c. chickens and snake
2. Where did the story happen?
 - a. city
 - b. farm
 - c. forest
3. What kind of animals are Betty and Timmy?
 - a. piglet and puppy
 - b. chicken and cat
 - c. goat and snake
4. How did the farmer save Betty and Timmy?
 - a. The farmer threw a stone at the snake.
 - b. The farmer shouted to scare the snake.
 - c. The farmer hit the snake in the head with a stick.
5. What could be the lesson of the story?
 - a. valuing life
 - b. sharing one's blessings
 - c. accepting each other's differences



What is It

Direction: Read the following words from the story, "Birthday Girl".

chicken
puppet
dinner


flower
popper
dishes

- *What have you observed with the words?
- * These are 2-syllable words that have short vowel sounds.
- * Have you read all the words correctly?

In the story, "Betty and Timmy", what did you observe on the words used? Have you noticed uttering twice in a word? Take note that in the story, the 2-syllable words are consisting of short /e/ to /i/ sounds. You might wonder what the meaning of these words could be, so let us understand them now.

Short /e/ 2-syllable words:

1. piglet -




Betty is a timid piglet. (pig●let)

2. farmer-




Luckily, the farmer passes by. (far●mer)

3. water –



They love to play in muddy water near a farmer's house. (wa•ter)

4. chickens –



They show their gratitude to the farmer by helping him chase his chickens back to their cage before sunset. (chi•ckens)

Here are another examples of 2-syllable words with short vowel sounds.

den•tist

pen•cil

un•der

os•trich

hel•met


num•ber

ten•nis

rob•ber

rub•ber

tem•per



What's More





Activity 1

Direction: Underline the 2-syllable word that has a short vowel sound in each sentence.

1. They are watching a puppet show.
2. Reyes family eats dinner at the restaurant.
3. The kids are playing under the tree.
4. Five is her favorite number.
5. She loves playing tennis.

Activity 2

Directions: Read each word correctly. Match each word in Column A with the correct picture in Column B to show its meaning. Write the letter of the correct answer in the space below each word.

Column A	Column B
1. dentist _____	a. 
2. puppet _____	b. 
3. chicken _____	c. 012345
4. numbers _____	d. 
5. flower _____	e. 

Activity 3

Directions: Draw the following given words on a separate sheet of paper. Below the drawing, use the words in a sentence. Then, act out the words in 30 seconds.

- farmer
- chickens

Activity 4

Directions: Write the missing vowel letters in the space provided.
Read the two-syllable words you got.


1.

n		g	g		t
---	--	---	---	--	---




2.

r		f		n	d
---	--	---	--	---	---



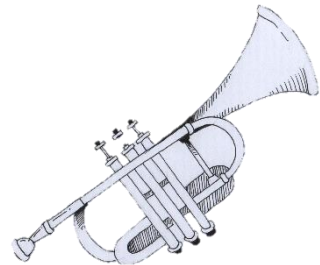
3.

s		b	j		c	t
---	--	---	---	--	---	---



4.

t	r		m	p		t
---	---	--	---	---	--	---



5.

	p	s		t
--	---	---	--	---



Remarkable, just keep going!



What I Have Learned

A. Direction: Answer the following questions below.

1. How many times do we utter 2-syllable words?
2. Give examples of 2-syllable words with short vowel sounds.
3. How can you show the meaning of words with short vowel sounds?

B. Direction: Fill in the blanks with the correct two-syllable words.

1. My father gave me _____ hundred pesos last weekend.

- a. one b. six c. seven

2. My aunt looks nervous. Her baby has a fever, so she _____ her to the health center.

- a. rushes b. rashes c. slows

3. President Duterte agreed to _____ the opening of classes in August.

- a. receive b. suspend c. limit

4. I am nine years old and I can lift a _____ of water.

- a. bucket b. bracket c. blanket

5. I need a _____ to fill a container with water.

- a. funnel b. channel c. tunnel



What I Can Do

Direction: Use the following 2-syllable words with short vowel sounds in a sentence.

1. drummer
2. rubber
3. trumpet
4. chicken
5. number




Assessment

Direction: Write a sentence about the picture.


1.




2.




3.



4.



5.



Additional Activities

Directions: Write a short paragraph about the following topics below. Use 2-syllable words with short vowel sounds in your composition.

1. Unforgettable Summer Vacation
2. Favorite Subject



Answer Key

<p>Assessment</p> <p>Answers may vary.</p> <p>Answers may vary.</p> <p>Additional Activities</p> <p>Answers may vary.</p>	<p>What I have Learned</p> <p>A. Answers may vary.</p> <p>B.</p> <p>1. c</p> <p>2. a</p> <p>3. b</p> <p>4. a</p> <p>5. a</p>	<p>What's More</p> <p>Activity 1</p> <p>1. puppet</p> <p>2. dinner</p> <p>3. under</p> <p>4. number</p> <p>5. tennis</p> <p>Activity 2</p> <p>1. e</p> <p>2. a</p> <p>3. d</p> <p>4. c</p> <p>5. b</p> <p>Activity 3</p> <p>Answers may vary.</p> <p>Activity 4</p> <p>1. nugget</p> <p>2. refund</p> <p>3. subject</p> <p>4. trumpet</p> <p>5. upset</p>
<p>What's New</p> <p>A. Answers may vary.</p> <p>B. Answers may vary.</p>	<p>What's In</p> <p>A.</p> <p>1. basket</p> <p>2. police</p> <p>3. chicken</p> <p>4. dinner</p> <p>5. tennis</p>	<p>What I Know</p> <p>A.</p> <p>1. basket</p> <p>2. flower</p> <p>3. insect</p> <p>4. chicken</p> <p>5. number</p>

References

Department of Education. K-12 English Curriculum Guide in English
Pasig City: Department of Education, 2016, 56.

Bautista, Lea, Dinah Bonao, Raymond Bustamante, Ana Lou
Caspi, Esperanza D. Cruz, Myra R. Labay, Evelyn Mamangon,
Aurea L. Mazo, Josie Mendoza, Mil F. Ponciano, Criselda DG
Ochang, Rose B. Pamintuan, Ivy Romano, Jeanette V. Sison,
and Jelly L. Sore. *Let's Get Better in Reading Learner's
Material*. Pasig City: Department of Education, 2015, 29.

For inquiries or feedback, please write or call:

Department of Education - Bureau of Learning Resources (DepEd-BLR)

Ground Floor, Bonifacio Bldg., DepEd Complex
Meralco Avenue, Pasig City, Philippines 1600

Telefax: (632) 8634-1072; 8634-1054; 8631-4985

Email Address: blr.lrqad@deped.gov.ph * blr.lrpd@deped.gov.ph