


English

Quarter 4 – Module 2:

Recognize Adverbs of Manner



English – Grade 3
Alternative Delivery Mode
Quarter 4 – Module 2: Recognize Adverbs of Manner
First Edition, 2020

Republic Act 8293, section 176 states that: No copyright shall subsist in any work of the Government of the Philippines. However, prior approval of the government agency or office wherein the work is created shall be necessary for exploitation of such work for profit. Such agency or office may, among other things, impose as a condition the payment of royalties.

Borrowed materials (i.e., songs, stories, poems, pictures, photos, brand names, trademarks, etc.) included in this module are owned by their respective copyright holders. Every effort has been exerted to locate and seek permission to use these materials from their respective copyright owners. The publisher and authors do not represent nor claim ownership over them.

Published by the Department of Education
Secretary: Leonor Magtolis Briones
Undersecretary: Diosdado M. San Antonio

Development Team of the Module

Writer: Tristan June C. Intong

Editor: Eva P. Glase

Reviewers: Marites L. Caluban, Crispina S. Ebdao, Mike M. Leopardas,
Guillesar P. Villarente

Illustrator: Rolando P. Durdas

Layout Artist: Neil Edward D. Diaz

Management Team: Evelyn R. Fetalvero

Dee D. Silva

Janette G. Veloso

Eduard C. Amoguis

Analiza C. Almazan

Marilyn E. Sumicad

Ma. Cielo D. Estrada

Lourdes A. Navarro

Manuel P. Vallejo

Allen T. Guilaran

Printed in the Philippines by _____

Department of Education – Region XI

Office Address: F. Torres St., Davao City

Telefax: (082) 291-1665; (082) 221-6147

E-mail Address: region11@deped.gov.ph * lrms.regionxi@deped.gov.ph

English

Quarter 4 – Module 2: Recognize Adverbs of Manner

Introductory Message

For the facilitator:

Welcome to the English 3 Alternative Delivery Mode (ADM) Module on Recognize Adverbs of Manner!

This module was collaboratively designed, developed and reviewed by educators both from public and private institutions to assist you, the teacher or facilitator in helping the learners meet the standards set by the K to 12 Curriculum while overcoming their personal, social, and economic constraints in schooling.

This learning resource hopes to engage the learners into guided and independent learning activities at their own pace and time. Furthermore, this also aims to help learners acquire the needed 21st century skills while taking into consideration their needs and circumstances.

In addition to the material in the main text, you will also see this box in the body of the module:



Note to the Teacher

This contains helpful tips or strategies that will help you in guiding the learners.

As a facilitator, you are expected to orient the learners on how to use this module. You also need to keep track of the learners' progress while allowing them to manage their own learning. Furthermore, you are expected to encourage and assist the learners as they do the tasks included in the module.

For the learner:

Welcome to the English 3 Alternative Delivery Mode (ADM) Module on Recognize Adverbs of Manner!

This module was designed to provide you with fun and meaningful opportunities for guided and independent learning at your own pace and time. You will be enabled to process the contents of the learning resource while being an active learner.

This module has the following parts and corresponding icons:



What I Need to Know

This will give you an idea of the skills or competencies you are expected to learn in the module.



What I Know

This part includes an activity that aims to check what you already know about the lesson to take. If you get all the answers correctly (100%), you may decide to skip this module.



What's In

This is a brief drill or review to help you link the current lesson with the previous one.



What's New

In this portion, the new lesson will be introduced to you in various ways such as a story, a song, a poem, a problem opener, an activity or a situation.



What is It

This section provides a brief discussion of the lesson. This aims to help you discover and understand new concepts and skills.



What's More

This comprises activities for independent practice to solidify your understanding and skills of the topic. You may check the answers to the exercises using the Answer Key at the end of the module.



What I Have Learned

This includes questions or blank sentence/paragraph to be filled in to process what you learned from the lesson.



What I Can Do

This section provides an activity which will help you transfer your new knowledge or skill into real life situations or concerns.



Assessment

This is a task which aims to evaluate your level of mastery in achieving the learning competency.



Additional Activities

In this portion, another activity will be given to you to enrich your knowledge or skill of the lesson learned.



Answer Key

This contains answers to all activities in the module.

The following are some reminders in using this module:

1. Use the module with care. Do not put unnecessary mark/s on any part of the module.
2. Don't forget to answer *What I Know* before moving on to the other activities included in the module.
3. Read the instruction carefully before doing each task.
4. Observe honesty and integrity in doing the tasks and checking your answers.
5. Finish the task at hand before proceeding to the next.
6. Return this module to your teacher/facilitator once you are through with it.

If you encounter any difficulty in answering the tasks in this module, do not hesitate to consult your teacher or facilitator. Always bear in mind that you are not alone.

We hope that through this material, you will experience meaningful learning and gain deep understanding of the relevant competencies. You can do it!



What I Need to Know

This module covers the competency, Recognize adverbs of manner (EN3G-Ivi-j-6.1).

After going through this module, you are expected to:

1. identify adverbs of manner;
2. appreciate the importance of adverbs of manner; and
3. construct sentences using adverbs of manner.



What I Know

Before you start doing all the activities that this module covers, do the pre-test below.

Directions: Read the story below and take note of the highlighted words. Encircle the letter of the best answer. Good luck!

My Summer Vacation

One day, Harrish woke up **early**. He was so excited because school days were over.

The next day, his father **shortly** added "Let us visit Baguio City, the summer capital of the country." And Harrish was **eagerly** convincing his parents to go and tour Baguio City, right away.

The following days, they had spent their summer vacation **happily** and Harrish shouted **loudly**, "What a nice summer vacation it was."

Finally, they went home **safely** and started planning for a next summer vacation.



1. What is the story all about?
 - a. a lonely summer vacation
 - b. a happy summer vacation
 - c. a sad summer vacation
2. Where did the story happen?
 - a. Cebu City
 - b. Davao City
 - c. Baguio City
3. How will you describe Baguio City in the story?
 - a. The surfing capital of the country.
 - b. The summer capital of the country.
 - c. The banana capital of the country.
4. How will you describe Harrish in the story?
 - a. angry and sad
 - b. hungry and thirsty
 - c. excited and happy
5. How will you describe the family at the end of the story?
 - a. came home badly
 - b. came home safely
 - c. came home quickly

Lesson

1

Adverbs of Manner



What's In

This part will help you understand whether you have known well the previous module which is to use degrees of adjectives? But before you proceed to the activity given below, let me help you

think more on the importance of adjectives and adverbs. They help make writing more interesting, help you readers connect with your piece, and help you add detail to your sentence. Now, are you ready?

Directions: Read the following words carefully. Supply the missing degrees of comparison.

POSITIVE	COMPARATIVE	SUPERLATIVE
1. sweet	_____	sweetest
2. happy	happier	_____
3. pretty	prettier	_____
4. big	_____	biggest
5. high	higher	_____




What's New

This part will give you a chance to know more about what this module covers through series of activities. Have Fun Kid!

Directions: Analyze the following pictures below. Read the sentences given and supply the missing words that suit to the picture to complete the sentence. Find the words in the box provided.

quickly deeply happily loudly early

1.



Kert _____ played with

2.



a kite.

Jann swam _____ in
the pool.

3.



Tristan shouted

_____.


4.



Cedrick ran

_____.

5.



Macy woke up

_____.



What is It

Have you observed the highlighted words in the story "My Summer Vacation" on page 1? What do you think are those words? How about their uses? Remember that these words modify or describe a verb, an adjective, another adverb, or even a whole sentence.

For you to know more about what this module covers, please read and understand the short discussion on the adverbs of manner.

What is an Adverb of Manner?

It tells us the way something is done. It answers the question how.

An adverb can be added to a verb to modify its meaning.

How to form adverbs of manner?

To form adverbs of manner:

A. We add **-ly** to the adjective


bad-badly

B. When the adjectives end in
-y, we change it to **-i** and
add **-ly**

lazy-lazily

C. When the adjectives end in **-le**,
We take the **-e** out and add **-y**

terrible-terribly



What's More

Activity 1. Connect Me!

Direction: Match the word that would appropriately describe the action in the picture.

1.




hardly

2.




dangerously


3.



carefully



☐ friendly



☐ politely

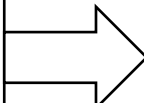
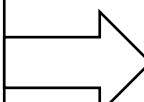
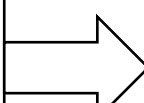
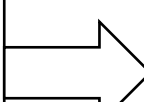


What I Have Learned

Hello Kid, have you learned something from this module?

Let me ask you some questions to know if you really did your best in this module, by following all the instructions and answering the activities diligently.

Direction: Write your answers on the space provided.

1. What is an adverb of manner?		
2. Can you name some adverbs of manner?		
3. How do we form adverbs of manner?		
4. Is it important to know more about adverbs of manner?		



What I Can Do

This part will give you a chance to construct meaningful sentences using adverbs of manner. Are you now ready kid?

Directions: Read the following jumbled words. Arrange the words to form a sentence using adverbs of manner. Write it on the space provided.

1.

joyfully	She	sings
----------	-----	-------

_____.

2.

She	gracefully	dances
-----	------------	--------

_____.

3.

The	slowly	walks	girl
-----	--------	-------	------

_____.

4.

boy	The	plays	happily
-----	-----	-------	---------

_____.

5.

talk	politely	They
------	----------	------

_____.



Assessment


Directions: Read and understand the story below. Choose and encircle the letter of the best answer.

The Relay Race

One day in a summertime, two friends were planning for a race in the track. They have waited restlessly at their stations for the race to start.

After a while, the race had started and suddenly the starting pistol boomed loudly. Immediately, a girl dashed soundlessly away. As the girl ran fast the other neatly grabbed the baton from her and started to run.

Finally, they ended up the race and went home happily.



1. What is the story all about?
 - a. the relay race
 - b. the summer vacation
 - c. the two girls with a baton
2. Where did the story happen?
 - a. in the farm
 - b. in the playground
 - c. in the track
3. Which of the following adverbs of manner below best describes on how did the pistol boom?
 - a. softly
 - b. loudly
 - c. silently
4. When did the story happen?
 - a. during vacation
 - b. during play time
 - c. one day in a summertime
5. From the story given above, how will you form the word *neat* to make it an adverb of manner?
 - a. add -ly
 - b. add -lie
 - c. add -less

10

References

K to 12 Curriculum Guide ENGLISH May 2016, 67.

Mil Flores Ponciano et al., eds., *Let's Get Better in Reading-Grade 3 Learner's Material*, First Edition 2014 (Department of Education-Instructional Materials Council Secretariat), 356.

For inquiries or feedback, please write or call:

Department of Education - Bureau of Learning Resources (DepEd-BLR)

Ground Floor, Bonifacio Bldg., DepEd Complex
Meralco Avenue, Pasig City, Philippines 1600

Telefax: (632) 8634-1072; 8634-1054; 8631-4985

Email Address: blr.lrqad@deped.gov.ph * blr.lrpd@deped.gov.ph