


English

Quarter 4 – Module 8:

Read Words with Diphthongs



English – Grade 3
Alternative Delivery Mode
Quarter 4 – Module 8: Read Words with Diphthongs
First Edition, 2020

Republic Act 8293, section 176 states that: No copyright shall subsist in any work of the Government of the Philippines. However, prior approval of the government agency or office wherein the work is created shall be necessary for exploitation of such work for profit. Such agency or office may, among other things, impose as a condition the payment of royalties.

Borrowed materials (i.e., songs, stories, poems, pictures, photos, brand names, trademarks, etc.) included in this module are owned by their respective copyright holders. Every effort has been exerted to locate and seek permission to use these materials from their respective copyright owners. The publisher and authors do not represent nor claim ownership over them.

Published by the Department of Education
Secretary: Leonor Magtolis Briones
Undersecretary: Diosdado M. San Antonio

Development Team of the Module

Writer: Rolando P. Durdas

Editor: Eva P. Glase

Reviewer: Evelyn M. Lumaan, Anne R. Carillo, Alemer O. Veloso

Illustrator: Albert P. Eñano

Layout Artist: Neil Edward D. Diaz

Management Team: Evelyn R. Fetalvero

Dee D. Silva

Janette G. Veloso

Eduard C. Amoguis

Analiza C. Almazan

Marilyn E. Sumicad

Ma. Cielo D. Estrada

Lourdes A. Navarro

Manuel P. Vallejo

Allen T. Guilaran

Printed in the Philippines by _____

Department of Education – Region XI

Office Address: F. Torres St., Davao City

Telefax: (082) 291-1665; (082) 221-6147

E-mail Address: region11@deped.gov.ph * lrms.regionxi@deped.gov.ph

English

Quarter 4 – Module 8: Read Words with Diphthongs

Introductory Message

For the facilitator:

Welcome to the English 3 Alternative Delivery Mode (ADM) Module on Read Words with Diphthongs!

This module was collaboratively designed, developed and reviewed by educators both from public and private institutions to assist you, the teacher or facilitator in helping the learners meet the standards set by the K to 12 Curriculum while overcoming their personal, social, and economic constraints in schooling.

This learning resource hopes to engage the learners into guided and independent learning activities at their own pace and time. Furthermore, this also aims to help learners acquire the needed 21st century skills while taking into consideration their needs and circumstances.

In addition to the material in the main text, you will also see this box in the body of the module:



Note to the Teacher

This contains helpful tips or strategies that will help you in guiding the learners.

As a facilitator, you are expected to orient the learners on how to use this module. You also need to keep track of the learners' progress while allowing them to manage their own learning. Furthermore, you are expected to encourage and assist the learners as they do the tasks included in the module.

For the learner:

Welcome to the English 3 Alternative Delivery Mode (ADM) Module on Read Words with Diphthongs!

This module was designed to provide you with fun and meaningful opportunities for guided and independent learning at your own pace and time. You will be enabled to process the contents of the learning resource while being an active learner.

This module has the following parts and corresponding icons:



What I Need to Know

This will give you an idea of the skills or competencies you are expected to learn in the module.



What I Know

This part includes an activity that aims to check what you already know about the lesson to take. If you get all the answers correctly (100%), you may decide to skip this module.



What's In

This is a brief drill or review to help you link the current lesson with the previous one.



What's New

In this portion, the new lesson will be introduced to you in various ways such as a story, a song, a poem, a problem opener, an activity or a situation.



What is It

This section provides a brief discussion of the lesson. This aims to help you discover and understand new concepts and skills.



What's More

This comprises activities for independent practice to solidify your understanding and skills of the topic. You may check the answers to the exercises using the Answer Key at the end of the module.



What I Have Learned

This includes questions or blank sentence/paragraph to be filled in to process what you learned from the lesson.



What I Can Do

This section provides an activity which will help you transfer your new knowledge or skill into real life situations or concerns.



Assessment

This is a task which aims to evaluate your level of mastery in achieving the learning competency.



Additional Activities

In this portion, another activity will be given to you to enrich your knowledge or skill of the lesson learned.



Answer Key

This contains answers to all activities in the module.

At the end of this module you will also find:

The following are some reminders in using this module:

1. Use the module with care. Do not put unnecessary mark/s on any part of the module.
2. Don't forget to answer *What I Know* before moving on to the other activities included in the module.
3. Read the instruction carefully before doing each task.
4. Observe honesty and integrity in doing the tasks and checking your answers.
5. Finish the task at hand before proceeding to the next.
6. Return this module to your teacher/facilitator once you are through with it.

If you encounter any difficulty in answering the tasks in this module, do not hesitate to consult your teacher or facilitator. Always bear in mind that you are not alone.

We hope that through this material, you will experience meaningful learning and gain deep understanding of the relevant competencies. You can do it!



What I Need to Know

This module covers the competency, Read words with diphthongs: oy (boy), oi (boil), ou (out), and ow (bow) (EN2PW-IVh-i-6).

After going through this module, you are expected to:


1. identify words with diphthongs (oy, oi, ou, ow);
2. appreciate the importance of school; and
3. read words with diphthongs (oy, oi, ou, ow).



What I Know

Before you proceed to the activities found in this module, do the Pre-test below.

Directions: Read a-aloud the story. After reading, find and underline the words with diphthong (oy). Then, write your underlined words in the box below.



Troy the Joyful Boy with a Toy Tristan June C. Intong

One day, Troy played by himself with lots of toys. He was very happy. He has no brothers and sisters to play with at home.

So, Troy requested his parents to buy new toys for him every other month. He asked no other favors from his parents but for them to bring home some toys.

The next day, Troy hugged his parents and he realized how thankful and joyful he was.

Troy the Joyful Boy with a Toy

One day, Troy played by himself with lots of toys. He was very happy. He has no friends or siblings to play with him at home.

So, Troy requested his parents to buy new toys for him every other month. He asked no other favors from his parents but for them to bring home some toys.

The next day, Troy hugged his parents and he realized how thankful and joyful he was.



Lesson

1

Words with Diphthongs



What's In

Direction: Complete the phrases and sentences with appropriate words found inside the box. Write your answers in the blank provided.

toad leaves road holiday good see

Phrases

1. _____ food for little children
2. _____ of the Narra Tree

3. a _____ going to grandma's house

Sentences

4. The goat and the _____ play.

5. I _____ a big gray snail on the road.

6. New Year's Day is always a _____.



What's New

Direction: Read the words given below. *For your guidance, you may ask one member of your family to check your reading progress.*

The House of Words

Words with diphthong (oy)	Words with diphthong (oi)	Words with diphthong (ou)	Words with diphthong (ow)
boy	boil	out	bow
toy	coin	loud	cow
soy	soil	shout	owl
joy	foil	count	down
coy	join	sound	town
annoy	spoil	couch	howl
decoy	noise	mouse	gown
oyster	point	round	brown
enjoy	joint	found	flower
employ	moist	house	crown



What is It

How are you feeling right now after reading lots of words? I hope you find them well! Now, to give you more insights about what this module covers, please spare time to read and understand.

What is a diphthong?

A diphthong is a sound in which the tongue changes position to produce the sound of two vowels.


In other words, it is a single sound produced when two vowels (one dominant in duration and stress, and one reduced in duration and stress), are together in sequence.

Example: oy: boy, toy, soy, joy

ou: out, house, cloud,

oi: boil, soil, coin, point

ow: bow, cow, owl

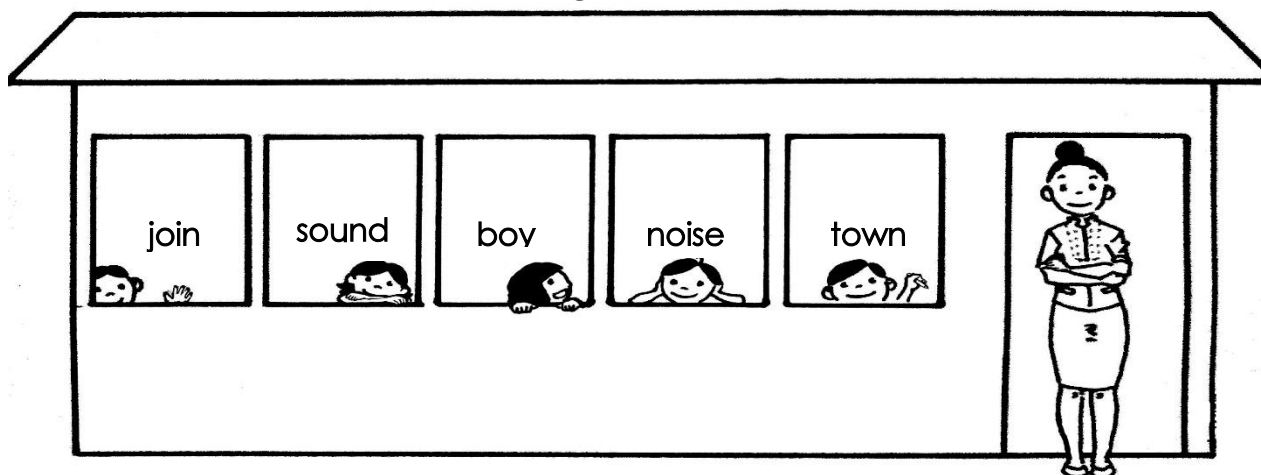


What's More

Activity 1. Read words with diphthongs (oy, oi, ou, ow)!

In reading you know more things. The more you read, the more places you can visit.

Direction: Read the following words in each window.



Direction: Look at the following words below. Identify and write the correct diphthong of each word in the box provided.

Word	Diphthongs
1. join	
2. sound	
3. boy	
4. noise	
5. town	

Activity 2. Classify me!

Directions: Read the words given in the box. Classify each word according to its appropriate diphthong. Good luck!

house	gown	annoy	noise
flower	round	moist	employ
point	mouse	boy	crown
toy	coin	shout	brown
joint	found	oyster	down

diphthong (oy)	diphthong (oi)	diphthong (ou)	diphthong (ow)



What I Have Learned

Hello Kid, have you learned something from this module?

Now, let me ask you some questions to know if you really did your best in this module. Follow the instructions in answering the activities.

Directions: Read and answer the questions below. Write your answers in the space provided.

1. What is a diphthong?

2. Can you name the diphthongs highlighted in this module?

3. Can you give examples of words with diphthongs; oy, oi, ou, and ow?



What I Can Do

Is reading really important? **Reading** can make you a leader and give you better directions. So Kids, make reading a habit!

This part will help you read more words with diphthongs (oy, oi, ou, ow).

Direction: Read the following words given below.

boy

toy

soy

joy

soil

coin

join

foil

mouse

house

clouds

couch

brown

gown

flower

crown

annoy

employ

oyster

royal

avoid

noise

joint

voice

mouth

ground

amount

mount

crowd

clown

now

growl



Assessment

Directions: Read aloud the story.

Loloy Who was Annoyed

Tristan June C. Intong

One day, there was a boy named Loloy. He was bothered and annoyed by any noise.

The sound of coins, the flushing of the toilet, the horn of a bus, the sound of a cow, the noise of the town and even the sound of his own voice.

When he heard a noise, he cried.

The next day, he shouted. "This is no fun!"

"This is stealing my joy!" he added.

When he got bored, he decided to enjoy the noise.



Directions. Read again the story. Identify the words with diphthongs (oy, oi, ou, ow) and classify them accordingly. Write them in the box provided.

Words with diphthong (oy)	Words with diphthong (oi)	Words with diphthong (ou)	Words with diphthong (ow)



Answer Key

<p>What's New</p> <p>This part will give you a chance to read again the words with the help of a reader in your family.</p>	<p>What's In</p> <p>1. good 2. leaves 3. road 4. toad 5. see 6. holiday</p>	<p>What I Know</p> <p>Troy toy joyful boy</p>
<p>Assessment</p> <p>oy: Lolo, annoyed, boy, joy, enjoy oi: noise, coins, toilet, voice ou: sound, shouted ow: town, cow</p>	<p>What I Can Do</p> <p>This part will give you a chance to read again the words with the help of a reader in your family.</p>	<p>What I Have Learned</p> <p>1. A vowel diphthong is a sound in which the tongue changes position to produce the sound of two vowels. 2. oy, oi, ou, ow 3. Answer may vary</p>
<p>What's More</p> <p>Activity 1 1. oi 2. ou 3. oy 4. oi 5. ow Activity 2 oy: annoy, employ, boy, toy, oyster oi: noise, moist, point, coin, joint ou: house, round, mouse, shout, found ow: gown, flower, crown, brown, down</p>		

References

K to 12 Curriculum Guide ENGLISH May 2016, 67.

Ponciano, Mil F. et. ,eds., Let's Get Better in Reading- Grade 3 Learners Material (Department of Education- Instructional Materials Council Secretariat First Edition, 2014) 356

For inquiries or feedback, please write or call:

Department of Education - Bureau of Learning Resources (DepEd-BLR)

Ground Floor, Bonifacio Bldg., DepEd Complex
Meralco Avenue, Pasig City, Philippines 1600

Telefax: (632) 8634-1072; 8634-1054; 8631-4985

Email Address: blr.lrqad@deped.gov.ph * blr.lrpd@deped.gov.ph