


Science

Quarter 2 – Module 2

Animals in their Surroundings



Science – Grade 3
Alternative Delivery Mode
Quarter 2 – Module 2: Animals in their Surroundings
First Edition, 2020

Republic Act 8293, section 176 states that: No copyright shall subsist in any work of the Government of the Philippines. However, prior approval of the government agency or office wherein the work is created shall be necessary for exploitation of such work for profit. Such agency or office may, among other things, impose as a condition the payment of royalties.

Borrowed materials (i.e., songs, stories, poems, pictures, photos, brand names, trademarks, etc.) included in this module are owned by their respective copyright holders. Every effort has been exerted to locate and seek permission to use these materials from their respective copyright owners. The publisher and authors do not represent nor claim ownership over them.

Published by the Department of Education
Secretary: Leonor Magtolis Briones
Undersecretary: Diosdado M. San Antonio

Development Team of the Module

Writer: Faith T. Jitotowani

Editor: Armando S. Vinoya

Reviewers: Karen Grace S. Manaay, Angeline A. Dayaganon, Christopher U. Gonzales
Jocelyn B. Misoles

Illustrator: Teodulo D. Guinit Jr.

Layout Artist: Faith T. Jitotowani

Management Team: Allan G. Farnazo	Eufemia T. Gamutin
Mary Jeanne B. Aldeguer	Josie T. Bolofer
Analiza C. Almazan	Arlyn B. Lim
Ma. Cielo D. Estrada	Secinia C. Morales
Maria Liza I. Berandoy	

Printed in the Philippines by _____

Department of Education – Region XI

Office Address: F. Torres St., Davao City
Telefax: (082) 291-1665; (082) 221-6147
E-mail Address: region11@deped.gov.ph * lrms.regionxi@deped.gov.ph

Science

Quarter 2 – Module 2:
Animals in their Surroundings

Introductory Message

This Self-Learning Module (SLM) is prepared so that you, our dear learners, can continue your studies and learn while at home. Activities, questions, directions, exercises, and discussions are carefully stated for you to understand each lesson.

Each SLM is composed of different parts. Each part shall guide you step-by-step as you discover and understand the lesson prepared for you.

Pre-tests are provided to measure your prior knowledge on lessons in each SLM. This will tell you if you need to proceed on completing this module or if you need to ask your facilitator or your teacher's assistance for better understanding of the lesson. At the end of each module, you need to answer the post-test to self-check your learning. Answer keys are provided for each activity and test. We trust that you will be honest in using these.

In addition to the material in the main text, Notes to the Teacher are also provided to our facilitators and parents for strategies and reminders on how they can best help you on your home-based learning.

Please use this module with care. Do not put unnecessary marks on any part of this SLM. Use a separate sheet of paper in answering the exercises and tests. And read the instructions carefully before performing each task.

If you have any questions in using this SLM or any difficulty in answering the tasks in this module, do not hesitate to consult your teacher or facilitator.

Thank you.



What I Need to Know

This module was designed and written with you in mind. It is here to help you master the skill in describing animals in their surroundings, (**SELT-IIc-d-3**). The scope of this module allows it to be used in many different learning situations. The language used recognizes the different vocabulary level of students. The lessons are arranged to follow the standard sequence of the course. But the order in which you read them can be changed to be similar with the textbook you are now using.

After going through this module, you are expected to:

1. Identify and describe animals in their immediate surroundings;
2. Describe animals according to their body parts use and how they move; and
3. Identify the animals that live on land, water and both land and water.



What I Know

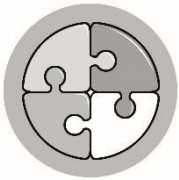
Encircle the correct answer. Write your answer in a separate sheet of paper.

1. It is an animal covered with hair; loves to climb the trees and eats bananas.
 - a. carabao
 - b. dog
 - c. goat
 - d. monkey
2. It is an animal which is considered to be a loyal house guard.
 - a. bird
 - b. cat
 - c. dog
 - d. pig
3. It is an animal with four legs and a man's helper in the farm.
 - a. bird
 - b. carabao
 - c. chicken
 - d. snake
4. It has a colorful feather that attracts people. It loves to fly over the garden.
 - a. butterfly
 - b. dog
 - c. chicken
 - d. turkey
5. It is a furry animal that has a long tail and sharp claws. It is considered as the enemy of the rat.
 - a. cat
 - b. dog
 - c. horse
 - d. pig

Lesson

1

Animals in their Surroundings







What's In

You studied about sense organs in the previous lessons. You described the parts and functions of the sense organs of the human body and were encouraged to practice good health habits to take care of the eyes, ears, nose, tongue and skin. From a lesson on the human body, you will now move to a lesson on living things in the environment, the animals.

In this module you will be describing animals in their immediate surroundings, body parts, and their functions. You will also classify these animals based on some observable characteristics like body covering, food they eat, how they move, and their habitat

Observe and describe the pictures below. Can you name them?



Answer the following questions. Write your answer in a separate sheet of paper.

1. Which animal can be your pet at home?

2. Which of these animals can run faster than human?

3. Which animal can lay eggs?

4. Which animal helps the farmer plow the field?

5. Which of these animals can fly?



What's New

Animals Everywhere

by Arlyn B. Lim

God created me, so with the animals that I see
In so many places and wherever I may be
I see them at home, in the farm, zoo and in the sea
Come and let us learn all about them for free

Some animals have legs of two while others have four
Some are covered with shell, feathers and fur
To us humans, they are all important too
For they can be our pets, helper and food to go

Animals everywhere and anywhere
Helpful to us that we should care
By loving them and being fair


How are the animals described in the poem? Write your answer in your journal or notebook.



What is It


Animals are also living things found in our surroundings. Different animals live in different places. Some animals live on land others live in water and some live on both places. They live in many places like house, garden, farm, pond, river, sea, mountain and forest.

The most common animals that you can observe everyday are those kept as pets. Dogs, cats, turtles, parrots, doves and fish are animals that can be your pet at home. Some animals are kept on farms like chicken, ducks, goats, pigs, carabaos, cows, and horses.




What's More

Draw and encircle the animals with four legs. Use a clean sheet of paper.




pig



duck



eagle



zebra



rabbit



What I Have Learned

- ✓ Animals are living things found in our surroundings.
- ✓ There are animals that live on land. Others live in water. Some live on both land and in water.
- ✓ There are animals with two legs. Others have four.
- ✓ Some are covered with shell, feathers, scales and fur.

Activity 1: Read the paragraph below and answer the questions that follow.

Lolo Nonoy's Farm Animals

Lolo Nonoy's farm has a lot of animals. There are two pigs, three goats, ten chickens, seven ducks and a carabao. These animals help him in sustaining the basic needs of our family. His favorite animal is carabao. It is my Lolo's helper in the farm. There are animals that have four legs like pigs, goats, and carabao. Their body coverings are their skin. Chickens and ducks have two legs. They can fly, walk, and run. These animals are found in the farm of Lolo Nonoy.

I. Describe the farm animals of Lolo Nonoy according to their body parts' use and how they move. Write your answers in a separate sheet of paper.

Animals	How does it move? (walk, crawl, fly, hop, run, swim)	What body parts does it use to move? (legs, wings, feathers, scales,)
1. goat		
2. pig		
3. duck		
4. chicken		
5. carabao		

II. Describe the animals according to their body coverings. Write your answer in a separate sheet of paper.

Animals	Body coverings (skin, fur, scales, feathers)
1. goat	
2. pig	
3. duck	
4. chicken	
5. carabao	

III. List down animals found in the farm of Lolo Nonoy. Describe them according to their habitat. Copy the table in your notebook and check the box that corresponds to your answer.

Animals	Live in Land	Live in Water	Live both Land and Water
1.			
2.			
3.			
4.			
5.			



What I Can Do

There are many animals that can be found in our place or locality. They can be grouped into animals that live on land like _____, _____, _____. Some animals that live in water are _____, _____, _____. There are also animals that live both on land and in water. Examples of animals that can live in both are _____, _____, _____. Most people love animals around us.



Assessment

A. In your notebook, list at least five animals that you know that were not mentioned in this lesson. Write also their habitat.

Animals That Live on Land	Animals that Live in Water	Animals that Live both on Land and in Water



Additional Activities

Identify the animals being described in each statement.
Choose your answer from the box and write it in your notebook.

frog	dog	rat
chicken	carabao	butterfly

1. This animal is a farmer's helper. It can plow in the rice field. What is it? _____
2. This animal can jump on land and swim in water. What is it?

3. This animal has colorful wings and likes to fly over flowers in the garden. What is it? _____
4. This animal lays eggs and has feathers. It eats corn. What is it? _____
5. This animal is considered to be a loyal house guard. What is it?



Answer Key

<p>What I Know</p> <ol style="list-style-type: none"> 1. D 2. C 3. B 4. A 5. A 		
<p>What's In</p> <p>Dog Horse Chicken Carabao Butterfly</p>		
<p>What I Have Learned</p> <p>Activity I</p> <ol style="list-style-type: none"> 1. Goat-walk, run-legs 2. Pig- walk-legs 3. Duck-walk, fly-legs, wings 4. Chicken-fly, walk- feathers 5. Carabao-walk-legs 	<p>What I Have Learned</p> <p>Activity II</p> <ol style="list-style-type: none"> 1. Goat-skin 2. Pig-skin 3. Duck- feather 4. Chicken -Feather 5. Carabao-skin 	<p>What Can I Do</p> <p>Answers may vary</p>
<p>What I Have Learned</p> <p>Activity III</p> <ol style="list-style-type: none"> 1. Goat-land 2. Pig-both land and water 3. Duck- both land and water 4. Chicken- land 5. Carabao- land 	<p>Additional Activities</p> <ol style="list-style-type: none"> 1. Carabao 2. Frog 3. Butterfly 4. Chicken 5. Dog 	
<p>What's More</p> <p>Pig Zebra Rabbit</p>		

References

A DepEd-BEAM Distance Learning Program supported by the Australian Agency for International Development, Produced by the Materials Development Center, Region XI, Module 18

Arthur DC. Sacatropes Luz E. Osmena, Ed.D., Let's Explore Science for Daily Use, ULTRA Pub., Pasig City, 2015, p.59- 61

For inquiries or feedback, please write or call:

Department of Education - Bureau of Learning Resources (DepEd-BLR)

Ground Floor, Bonifacio Bldg., DepEd Complex
Meralco Avenue, Pasig City, Philippines 1600

Telefax: (632) 8634-1072; 8634-1054; 8631-4985

Email Address: blr.lrqad@deped.gov.ph * blr.lrpd@deped.gov.ph